




# 9100


M O D E L  
CLASSIC STEEL

R-9\* Polyurethane Insulation  
Pinch-Resistant Panels  
Limited Lifetime Warranty



*Sonoma panel, Brown finish, Arched Stockton windows, decorative hardware*


## door construction

- Embossed, high tensile steel panels give the look of wood with the strength of steel.
- Two-coat, baked-on polyester finish is virtually maintenance-free. This finish also makes an excellent base if you repaint to match the existing exterior colors of your home.
- The foamed-in-place polyurethane insulation is chemically bonded to each steel section, creating a structure with higher strength and dent resistance.
- Heavy-gauge steel wraparound end caps trim-out door edges for better appearance, improved strength and to protect the foamed-in-place polyurethane insulation from damage.
- Integral foam-filled horizontal struts at the top and bottom of door sections add rigidity for long life and smooth operation – extra strength without extra weight.
- Wind load models available. 
- Sound-absorbing insulation makes the door operate quieter and eliminates wind-rattling.
- Hot-dipped galvanized vertical supports add strength and durability.
- Attractive, low-profile hinges provide maximum strength between sections and add stability compared with ordinary vertical hinges. Hinges are factory-installed for proper alignment and smoother door operation.
- Bulb-shaped bottom seal remains flexible even in extreme cold to help keep the bad weather outside.
- SilentGlide rollers with nylon wheels and solid steel shafts provide years of smooth, quiet, dependable service.
- Protective polymer caps add a finishing touch to the reinforcing struts.
- An insulated garage door improves your home's thermal efficiency.


# specifications

## Panel Designs

Steel panels are embossed with a wood grain texture giving the look of genuine wood.



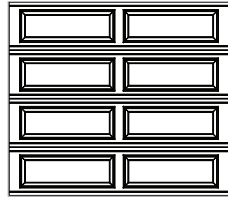
Colonial



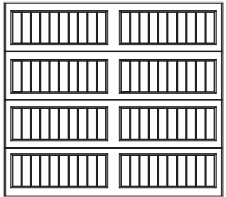
Sonoma



Contemporary



Ranch



**NEW!** Sonoma Ranch†

†Available second half of 2015

## Colors

### Paint Finish



White



Almond



Desert Tan



Taupe



Gray



Brown

Actual colors may vary from brochure due to fluctuations in the printing process. Always request a color sample from your Dealer for accurate color matching.

## Windows


Decorative window inserts are available to enhance the look of your garage door. Here are some examples. See website for all options.



Clear II



Cascade I




Sherwood II



Stockton I

## Hardware

Hardware options are available. Visit our website at [www.wayne-dalton.com](http://www.wayne-dalton.com) for details.



## Safety and Security


Pinch-resistant design helps push fingers out of harm's way if accidentally placed near a closing door.

The Wayne Dalton TorqueMaster® Plus is the first counterbalance system to seal springs safely within a steel tube. It contains an anti-drop feature that eliminates the risk of door free fall.

Tamper-resistant safety bottom brackets help avoid possible injury by preventing inadvertent loosening when the counterbalance cables are still under tension.

## Thermal Efficiency and Noise Control

- The R-9\* polyurethane insulation is substantially more effective than the same thickness of common polystyrene insulation.
- Bulb-shaped bottom seal remains flexible even in the cold to keep out bad weather.
- The foamed-in-place insulation helps block street noise from entering into living areas that adjoin the garage.



## Warranty

Model 9100 offers a Limited Lifetime Warranty against cracking, splitting, rusting through or section deterioration. See dealer for complete warranty details.



\* Wayne Dalton uses a calculated door section R-value for our insulated doors.

**SEE ALL THE LOOKS AVAILABLE ON OUR GARAGE DOOR DESIGN CENTER AT [www.Wayne-Dalton.com](http://www.Wayne-Dalton.com)**

Dealer Imprint Area



[www.wayne-dalton.com](http://www.wayne-dalton.com)